

CREDIT OPINION

24 February 2021

Update

 Rate this Research

RATINGS

SpareBank 1 SR-Bank ASA

Domicile	Stavanger, Norway
Long Term CRR	A1
Type	LT Counterparty Risk Rating - Fgn Curr
Outlook	Not Assigned
Long Term Debt	A1
Type	Senior Unsecured - Fgn Curr
Outlook	Stable
Long Term Deposit	A1
Type	LT Bank Deposits - Fgn Curr
Outlook	Stable

Please see the [ratings section](#) at the end of this report for more information. The ratings and outlook shown reflect information as of the publication date.

Contacts

Mattias Eric Frithiof +46.8.5179.1264
 AVP-Analyst
 mattias.frithiof@moodys.com

Katarzyna Szymanska +44.20.7772.1047
 Associate Analyst
 katarzyna.szymanska@moodys.com

Simon James Robin +44.20.7772.5347
 Ainsworth
 Associate Managing Director
 simon.ainsworth@moodys.com

Sean Marion +44.20.7772.1056
 MD-Financial Institutions
 sean.marion@moodys.com

SpareBank 1 SR-Bank ASA

Update to credit analysis

Summary

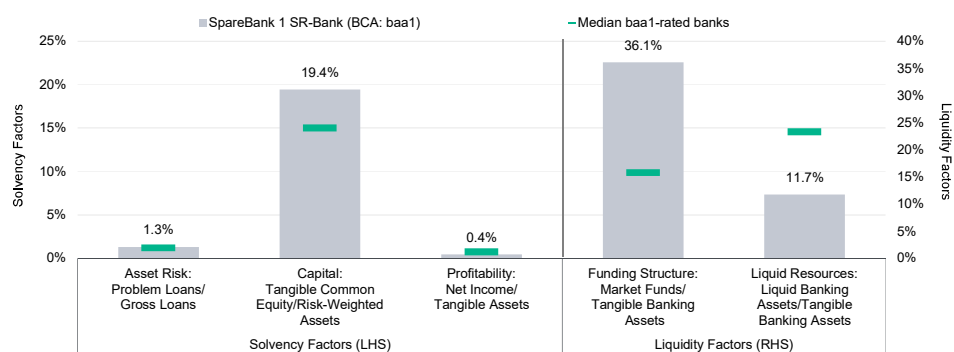
SpareBank 1 SR-Bank's long-term deposit and senior unsecured debt ratings of A1 take into account the bank's baseline credit assessment (BCA) of baa1, but also our forward-looking loss given failure (LGF) analysis which results in three notches of rating uplift from its BCA.

SpareBank 1 SR-Bank's BCA of baa1 reflects the bank's good long-term financial performance through the cycle, in addition to its solid regional market position, strong capital buffers (Common Equity Tier 1 capital ratio of 18.3% at year-end 2020), and robust liquidity position. These strengths are balanced against the bank's limited geographic reach and some credit-risk concentrations in more volatile sectors, such as oil and offshore and commercial real estate. The bank's exposure to the offshore sector, which is struggling with over-supply combined with reduced oil related investments, has elevated its reported stage 3 loans ratio to 1.9% at end-December 2020, up from 1.3% at end-December 2019.

Despite the challenges in certain oil-related exposures, the bank's BCA also reflects its resilient underlying financial fundamentals, as well as Moody's forward-looking expectation that the bank's asset quality, recurring pre-provision earnings and capitalization will remain robust in the next 12-18 months. Furthermore, the BCA incorporates the bank's relatively high dependence on market funding, and more specifically on covered bonds. While this is a common feature among Norwegian banks, it is one that leaves them vulnerable to changes in investor sentiment.

Exhibit 1

Rating Scorecard - Key financial ratios



These are our [Banks methodology](#) scorecard ratios. Asset risk and profitability reflect the weaker of either the three-year average and latest annual figure. Capital is the latest reported figure. Funding structure and liquid resources reflect the latest fiscal year end figures.

Source: Moody's Financial Metrics

Credit strengths

- » SpareBank 1 SR-Bank's BCA is supported by its Very Strong- Macro Profile, despite the deterioration in economic conditions this year
- » A comfortable capital buffer provides protection from current and future credit losses
- » Good market position in its home regions

Credit challenges

- » Exposures to the more volatile oil and offshore sectors pose risks and increase Non performing loans (NPLs) and impairments, although the bank's overall asset quality is still strong
- » Weakening bottom-line in 2020, but recurring pre-provision income will remain resilient
- » Reliance on market funding renders the bank vulnerable to fluctuations in investor sentiment

Outlook

The outlook on SpareBank 1 SR-Bank's deposit and senior debt ratings remains stable balancing the bank's still resilient core earnings and strong capital metrics against some asset quality challenges and downside risks stemming from its oil-related exposure.

Factors that could lead to an upgrade

Upward rating momentum could develop if SpareBank 1 SR-Bank shows: (1) improvements in its asset quality through reduced geographical or sector concentration especially to more volatile segments such as oil/offshore and commercial real estate, with a problem loans ratio more in line with local peers; (2) continued good access to capital markets and strong liquidity on a sustainable basis; and (3) stronger or more stable earnings generation without an increase in its risk profile.

Factors that could lead to a downgrade

Future downward rating pressure would emerge if (1) SpareBank 1 SR-Bank's problem loans ratio increases well above the average of its similarly-rated peers; (2) financing conditions become more difficult; (3) the bank's risk profile increases, for example as a result of increased exposures to more volatile sectors or if the quality of the oil-related portfolio deteriorates; (4) the macroeconomic environment weakens significantly, leading to a lower Macro Profile; (5) a reduction in the rating uplift as a result of our LGF analysis due to lower volumes of loss absorbing liabilities protecting creditors and depositors in case of failure.

This publication does not announce a credit rating action. For any credit ratings referenced in this publication, please see the ratings tab on the issuer/entity page on www.moodys.com for the most updated credit rating action information and rating history.

Key indicators

Exhibit 2

SpareBank 1 SR-Bank ASA (Consolidated Financials) [1]

	09-20 ²	12-19 ²	12-18 ²	12-17 ²	12-16 ²	CAGR/Avg. ³
Total Assets (NOK Billion)	283.7	260.1	243.4	231.2	218.1	7.3 ⁴
Total Assets (USD Million)	30,323.8	29,603.9	28,103.8	28,266.4	25,338.0	4.9 ⁴
Tangible Common Equity (NOK Billion)	23.6	22.7	20.9	19.6	18.1	7.3 ⁴
Tangible Common Equity (USD Million)	2,524.3	2,584.5	2,411.3	2,396.3	2,108.2	4.9 ⁴
Problem Loans / Gross Loans (%)	1.3	1.1	1.1	1.1	1.2	1.2 ⁵
Tangible Common Equity / Risk Weighted Assets (%)	19.4	18.7	16.0	16.3	15.6	17.2 ⁶
Problem Loans / (Tangible Common Equity + Loan Loss Reserve) (%)	11.4	9.7	9.6	10.1	11.4	10.5 ⁵
Net Interest Margin (%)	1.5	1.6	1.5	1.5	1.5	1.5 ⁵
PPI / Average RWA (%)	2.5	2.3	2.3	2.3	2.1	2.3 ⁶
Net Income / Tangible Assets (%)	0.4	1.2	0.8	0.9	0.7	0.8 ⁵
Cost / Income Ratio (%)	43.6	44.0	43.6	44.1	45.0	44.1 ⁵
Market Funds / Tangible Banking Assets (%)	35.2	36.1	35.2	36.4	38.1	36.2 ⁵
Liquid Banking Assets / Tangible Banking Assets (%)	16.7	11.7	13.4	14.9	12.4	13.8 ⁵
Gross Loans / Due to Customers (%)	194.4	205.0	203.8	196.2	212.2	202.3 ⁵

[1] All figures and ratios are adjusted using Moody's standard adjustments. [2] Basel III - fully loaded or transitional phase-in; IFRS. [3] May include rounding differences because of the scale of reported amounts. [4] Compound annual growth rate (%) based on the periods for the latest accounting regime. [5] Simple average of periods for the latest accounting regime. [6] Simple average of Basel III periods.

Sources: Moody's Investors Service and company filings

Profile

SpareBank 1 SR-Bank is the leading financial group in southern and western Norway and the fifth-largest bank in Norway in terms of consolidated assets. As of year-end 2020, its consolidated total assets were around NOK287 billion (€27 billion). The bank is the largest among the SpareBank 1 alliance banks.

The SR-Bank financial group provides a range of products and services, including traditional banking services such as loans, insurance and savings products, as well as securities trading, accounting services, and estate agency services for retail as well as corporate customers.

Recent developments

[The nascent global economic recovery](#) is under threat from the high level of COVID-19 cases and even with a gradual recovery, we expect 2021 real GDP in most advanced economies to be below pre-coronavirus levels, and we assume that difficulty in controlling the virus will hinder the gradual process of recovery in the short term. But over time, we expect better pandemic management and wider use of vaccines to reduce the importance of the virus as a macroeconomic variable.

Our forecasts assume that vaccines are unlikely to be available widely before the middle of 2021. Thus, the recovery path is still uncertain and will remain highly dependent on: (1) the distribution of vaccines, (2) effective pandemic management, and (3) government policy support.

We note that since 13 March 2020, Norway's central bank, the Ministry of Finance and the Norwegian FSA have taken a number of actions aiming to alleviate the impact on the economy from both the coronavirus lockdown and the oil price drop. These measures include the reduction of the key policy rate by 150 basis points (bps), reducing banks' countercyclical buffer requirement by 150 bps, providing special F-loans to banks to help manage any funding and liquidity stress, as well as extension of unemployment benefits and various social policy schemes to support individuals. We believe these measures will help alleviate the negative impact stemming from the coronavirus outbreak, and will largely sustain borrowers' solvency in the longer term.

Detailed credit considerations

Norway's 'Very Strong-' Macro Profile remains supportive towards the bank's stand alone credit profile, despite economic challenges expected in 2020-21

Although Norway's operating environment deteriorated in 2020 as a result of the global outbreak of Coronavirus and the renewed distress of the oil and offshore sector, we believe that the banking system still benefits from the government's generally strong fiscal flexibility and countercyclical buffers available through its sovereign oil fund to respond to economic shocks.

SpareBank 1 SR-Bank operates only in Norway and thus its operating environment is reflected through the 'Very Strong -' Macro Profile we assign for Norway. Norwegian banks benefit from operating in a wealthy and developed country with very high economic, institutional and government financial strength, as well as a very low susceptibility to event risk. Norway has an increasingly diversified and growing economy, which demonstrated resilience to the last weakening in the oil sector in 2014-15.

The main risks to the banking system stem from the high level of household debt, elevated real estate prices and domestic banks' extensive use of market funding. However, these risks are mitigated by the strength of households' ability to service debt, banks' strong capitalisation and the relatively small size of the banking system compared with the total size of the economy.

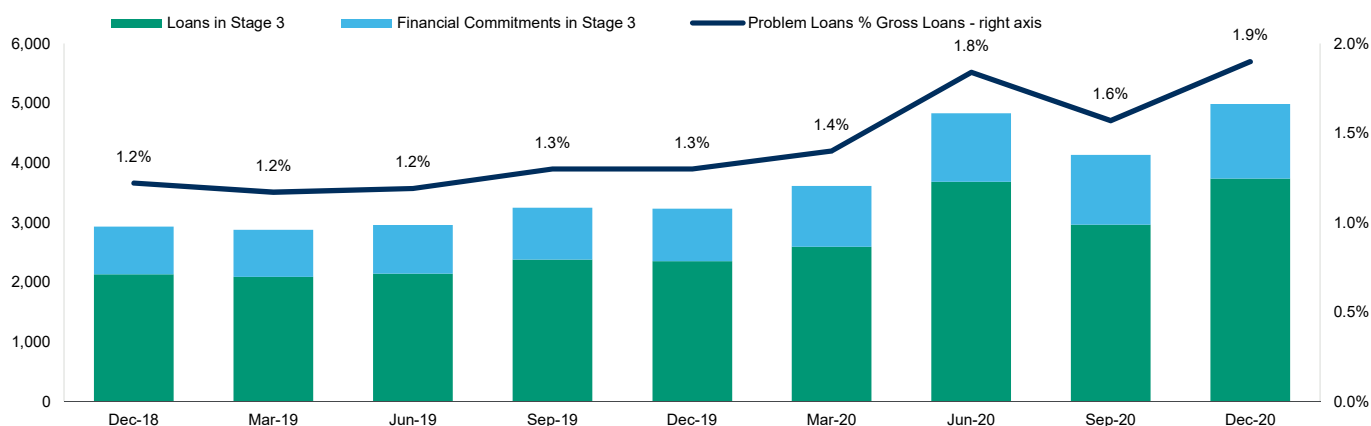
Nonetheless, we expect the Norwegian mainland economy (excluding any oil-related activity) to have contracted by 3.4% in 2020 and recover to around +3.6% in 2021. Unemployment rose to around 10.6% as of March 2020, although declined more recently, which combined with the low economic activity will inevitably impact banks' credit growth, asset quality and earnings that will be strained from elevated credit costs this year.

Exposures to the more volatile oil and offshore sectors pose risks and increase NPLs and impairments, although the bank's overall asset quality is still strong

We consider the SpareBank 1 SR-Bank's asset quality to be strong, despite a deterioration in 2020 (see Exhibit 3), mainly due to the re-newed challenges in the oil and offshore industry. Reported Stage 3 loans and financial commitments accounted for 1.9% of gross loans at end-December 2020, up from 1.3% at end-December 2019. SR-Bank's Moody's adjusted problem loans ratio, which excludes financial commitments and considers only on balance-sheet loans and the loans transferred to Boligkreditt was 1.35% as of end-September 2020, up from 1.11 year end 2019.

Exhibit 3

SpareBank 1 SR-Bank's problem loans in NOK thousands



Note: These are figures as reported by the bank. Problem Loans % Gross loans ratio includes financial commitments and loans transferred to Boligkreditt and Naeringskreditt where applicable.

Source: Company reports and presentations, Moody's Investors Service

SpareBank 1 SR-Bank has actively reduced its exposure to the oil & gas and shipping sectors, but it remains higher than most Norwegian banks with related exposures, including oil services, oil and gas, and offshore shipping, at year-end 2020 comprised 3.1% of its total gross loan book. We believe that these exposures, and especially around NOK6.9 billion exposure at default (EAD) linked

to offshore shipping companies, will continue to expose the bank to some degree of earnings volatility, given the dependence to oil investments of the relative performance of the respective clients.

We also note that the bulk of the bank's loan losses in 2020 are largely affected by these offshore-related exposures/commitments, which include some of the bank's largest borrowers. Despite the increased activity in the oil sector since 2015, the 2020 coronavirus-induced oil price crisis and depreciation of the Norwegian Krone against USD has increased the bank's credit losses. A big part of the bank's accumulated credit losses so far are linked to legacy exposures mainly due to oversupply of older offshore service vessels (OSVs) with depleted secondary value.

Nonetheless, we consider the bank's decision to take a substantial impairment in the first half of the year as a prudent move to strengthen its balance sheet, as a result the second half of the year has been significantly less painful. While the reported overall provisioning coverage for all stage 3 loans has increased to around 35% in December 2020, from 28% in December 2019, the largest problematic offshore exposures have a much higher provisioning coverage.

We expect NPLs to increase moderately over the outlook period. Despite improvements in the economy there is a lag effect, reflecting the expiry of pandemic-related loan moratoria and support packages that have helped struggling companies defer bankruptcy. The level of provisioning is likely to remain elevated also in 2021 due to the need for individual provisions. However, provided that the economy improves, collective provisioning should fall substantially and we expect the level to be below NOK1 billion, down from NOK2 billion in 2020.

...while geographical concentration in certain regions elevates the bank's credit profile, although the bank aims to expand further in Southern Norway

In addition, the bank is also exposed to the commercial real estate sector (around 14.3% of gross loans at year-end 2020), a significant part of which is located in the county of Rogaland, where vacancy rates are vulnerable to oil prices and investments. This exposure combined with its sizeable mortgage loan book (around 62.5% of total gross loans in Q4 2020), could leave the bank vulnerable to any unexpected material decrease in property prices, a feature shared with other Norwegian savings banks. However, we note that over 90% of the bank's mortgage exposures have a loan-to-value (LTV) ratio of less than 85%, which means that the bank can withstand a significant decline in house prices before its credit profile is materially impacted.

Our assigned asset risk score reflects the challenges the bank faces in a distressing oil-sector, taking also into account the bank's relatively limited geographical diversification and concentration to vulnerable sectors, such as commercial real estate sector. That said, we view positively the bank's Southern Norway expansion strategy, demonstrated by opening up a branch in Oslo in 2018, which will gradually improve its regional and sectoral diversification. We note that the bank's exposure to the Oslo and Viken region has increased since December 2018 to and comprises now around 10% of its total loans.

A comfortable capital buffer provides protection from current and future credit losses

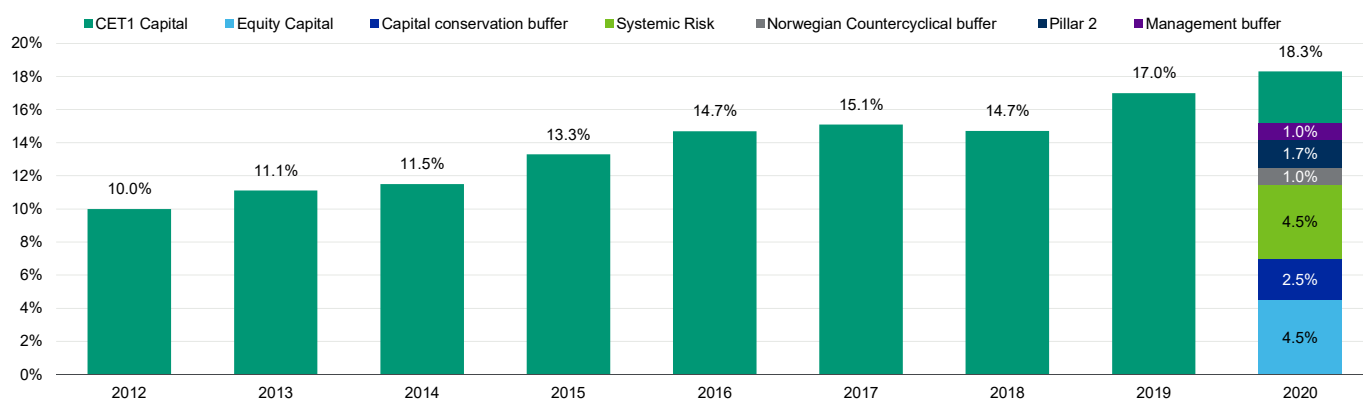
SpareBank 1 SR-Bank's Common Equity Tier 1 (CET1) ratio was 18.3% at end-December 2020 up from 17% at end-December 2019 (see Exhibit 4), well above the regulatory requirement of 14.2%. The bank's Tier 1 capital ratio was 19.9% and the total capital adequacy ratio was 21.7% at year-end 2020. Moreover, its leverage ratio was a high 7.8% at year-end 2020, significantly higher than both international and Norwegian requirements. Such capital metrics compare favourably with other Nordic banks, as the capital rules in Norway continue to be more conservative with SpareBank 1 SR-Bank having a RWAs density of around 42% of total assets in December 2020.

The increase in CET1 ratio during 2019-20 was mainly attributed to the removal of Basel I floor and an introduction of a discount for SME exposures based on EU's CRD IV directive, for which the positive effect for the bank's CET1 ratio was around 200 basis points. However, going forward this will be likely counterbalanced by the Ministry of Finance's decision to concurrently increase the systemic risk buffer to 4.5% from 3% for all IRB-based banks from December 2020 onwards.

In response to the global coronavirus outbreak and resulting economic stress, the Norwegian FSA has revised banks' capital requirements during the first quarter of 2020. Accordingly, the countercyclical capital buffer requirement has been lowered by 150 basis points (to 1% from 2.5%) to allow more flexibility, while banks were requested to cap their dividend payments at 30% of the 2019 and 2020 profit until September 30, 2021.

SpareBank 1 SR-bank's CET1 internal target was accordingly revised to 15.2% including 1% of management buffer for 2020 (see Exhibit 4), and this was met with a comfortable headroom in December 2020. The bank has managed to accumulate capital through increased profitability in the last few years, through conservative growth and modest dividend payout (dividend policy of around 50% of annual profit). Consequently, we believe that the bank has significant loss absorption buffers, and is well positioned and capitalised to continue developing its leading position in South-Western Norway, and expand further in the Oslo region based on its strategic direction.

Exhibit 4

SpareBank 1 SR-Bank CET1 development

Source: Company reports and presentations, Moody's Investors Service

Weakening bottom-line in 2020 reflecting a jump in credit costs, but recurring pre-provision income will remain relatively resilient also during 2021

The bank's profitability in 2020 was affected by a large increase in credit costs with the total impairments taken in during the year of NOK2,030 million, up from just NOK235 million a year earlier, as well as lower income from investments in associates. Its reported quarterly credit loss ratio was 0.12% in Q4 2020 (0.48% in annualised terms) but came out at 0.93% for the full year. We expect the bank's loan loss provisions to remain modest going forward, as a significant volume of problematic exposures has already been provisioned for.

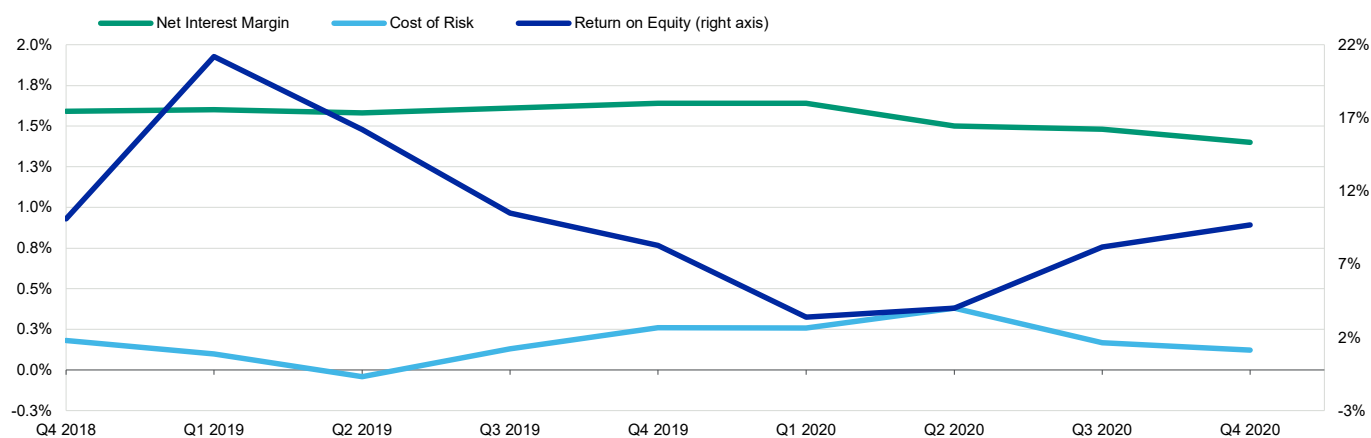
In response to the economic stress from the coronavirus outbreak the Norges Bank carried out three rate cuts totaling 150 basis in 2020, while prior to this the key policy rate was on a rising trend. The net interest margin (NIM) for the bank fell to 1.40% in Q4 2020 from 1.64% in Q4 2019 and to 1.50% for the full year compared with 1.61% in 2019. The trend was driven by the private segment since interest rate adjustment was implemented quicker than the usual 6 weeks notice coupled with an already strong competition among Norwegian banks.

Nevertheless, SpareBank 1 SR-Bank's net interest income in 2020 was around 3.9% higher compared to 2019, mainly on the back of loan growth of 5.8%. Continued competition in the mortgage market will put pressure on SpareBank 1 SR-Bank's retail net interest margin (NIM) in 2021.

Accordingly the bank's return on equity in Q4 2020 was 9.7%, up from 8.3% in Q4 2019 (see Exhibit 5). For the full year 2020 the return on equity was 6.4%, down from 14.0% in 2019.

Exhibit 5

SpareBank 1 SR-Bank's NIM, CoR and RoE evolution



Note: Q4 2020 figures are reported by the bank.

Source: Company reports and presentations

SR-Bank's cost efficiency remained favorable with one of the lowest reported cost-to-income ratios among the large Norwegian Savings Banks at 38% as of year-end 2020, as its operating expenses reduced by 3.7% year-on-year on the back of lower bonus provisions. We note that the bank has ambitious plans in new technology and development in order to improve its product offering and customer experience, which to some degree could exert upward pressure on its IT-related expenses.

Our Profitability Score for SpareBank 1 SR-Bank reflects our view that the bank will not be able to fully restore its Net interest margin and that the bank's oil-related exposure and restructured loans will continue to pose downside risks to its bottom line also going forward albeit at a lower level compared with 2020.

Reliance on market funding renders it vulnerable to fluctuations in investor sentiment...

While SpareBank 1 SR-Bank benefits from solid access to domestic and international capital markets, with a stronger footing than its local peers, providing a good funding diversification, its reliance on wholesale funding remains high. Market funds accounted for around 36% of tangible banking assets as of end-September 2020 (including covered bond loans sold to SpareBank1 Boligkreditt), which we believe renders the bank susceptible to potential shifts in investor sentiment.

SpareBank 1 SR-Bank also benefits from a good deposit base, which represented around 45% of total liabilities at year-end 2020, which has proven to be resilient and stable over many years. Deposits from customers increased by around 14.6% year-on-year as of year-end 2020. The bank's gross loans-to-deposits ratio, including transferred loans, was relatively high at around 185% as of year-end 2020, although down from 205% as of year-end 2019.

We reflect the relative stability of covered bonds compared to unsecured market funding through a standard adjustment in our scorecard. Covered bonds have become an increasingly important source of funding for the bank. SpareBank 1 SR-Bank issues covered bonds through its wholly owned covered bond company SR-Boligkreditt AS and no longer utilises the specialised companies owned jointly with other members of the SpareBank 1 Alliance.

We estimate that SpareBank 1 SR-Bank will also need to raise around NOK20 billion of senior non-preferred (SNP) debt by 1 January 2024, in order to meet its minimum requirement for own funds and eligible liabilities (MREL) that was set by the FSA. At the end of 2020, the bank was carrying eligible senior debt due after 31 December 2021 that can be phased out for MREL purposes of around NOK 33.9 billion, meeting its requirement by a good margin.

Our Funding Structure Score reflects our view that although SpareBank 1 SR-Bank has benefitted from strong access to domestic and international capital markets, its high reliance on market funding - a common feature of Nordic banks - is a source of risk. We believe that in times of market stress, market funding can become more expensive and/or restricted.

...although a robust liquidity position partly mitigates market funding concerns

A mitigating factor to the bank's reliance on market funds is its robust liquidity buffer, which stood at NOK 46.7 billion or around 16% of total assets at year-end 2020 consisting mainly of cash, short-term repos, and covered bonds rated Aaa. This liquidity buffer could cover the bank's normal operations for around 24 months, in the event of closed markets that would not allow the bank to refinance its maturing debt. In addition to the liquidity buffer, the bank has NOK 24.2 billion in home mortgages ready to be used for new covered bond funding, while it reported a commendable liquidity coverage ratio (LCR) of 157% at year-end 2020, combined with a net stable funding ratio (NSFR) of 123%.

Environmental, social and governance considerations

In line with our general view of the banking sector, Sparebank 1 SR-Bank's has relatively low exposure to Environmental risks and moderate exposure to Social risks. See our [Environmental](#) and [Social](#) risk heatmaps for further information.

SR-Bank's exposure to oil and off-shore sector is a source of environmental risk for the bank, in the face of eventual transition to a low-carbon economy. However, the bank's oil-related exposure, although higher than local peers, is considered manageable at 3.1% of gross lending (including covered bond entities) as of year-end 2020. Furthermore, Norway, similar to other countries in the European Union, has policies in place that ensure new housing constructed is energy-efficient, which enables banks to gather mortgages for asset pools for green bond issuances. Such policies also help limit environmental risks for Norwegian banks that have large mortgage lending portfolios. SpareBank 1 SR-Bank issued a green covered bond of €500 million in October 2019 maturing in seven years through SR-Boligkreditt, indicating the bank's appetite for sustainable banking.

We believe banks face moderate social risks. The most relevant social risks for banks arise from the way they interact with their customers. Social risks are particularly high in the area of data security and customer privacy, which is partly mitigated by sizeable technology investments and banks' long track record of handling sensitive client data. In addition, we regard the coronavirus outbreak as a social risk under our ESG framework, given the substantial implications for public health and safety. See our [social risk heat map](#) for further information.

Governance is highly relevant for SpareBank 1 SR-Bank, as it is to all players in the banking industry. Corporate governance weaknesses can lead to a deterioration in a company's credit quality, while governance strengths can benefit its credit profile. Corporate governance remains a key credit consideration and requires ongoing monitoring. However, we currently do not have any governance related concerns over SpareBank 1 SR-Bank.

Support and structural considerations

Loss Given Failure analysis

The EU Bank Recovery and Resolution Directive (BRRD) has entered into force as of 1 January 2019 in Norway, which confirms our current assumptions regarding LGF analysis. For our resolution analysis, we assume residual tangible common equity of 3% and losses post-failure of 8% of tangible banking assets, a 25% run-off in "junior" wholesale deposits, a 5% run-off in preferred deposits, and assign a 25% probability to deposits being preferred to senior unsecured debt. These are in line with our standard assumptions.

For SpareBank 1 SR-Bank's long-term deposit rating, senior unsecured debt rating and junior senior debt rating, our LGF analysis considers the combination of the bank's junior deposits, its outstanding debt volume and the amount of debt subordinated to this. The assigned LGF notchings for long-term deposit, senior unsecured bank debt and junior senior debt are positioned one notch higher than the correspondent LGF notching guidance. This reflects our expectation that the bank will issue non-preferred senior debt in order to comply with its MREL requirement.

Moody's expects that the bank will issue MREL-eligible senior non-preferred (SNP) debt over 2021-2023, estimated at around NOK20 billion. This has resulted in a Preliminary Rating Assessment (PRA) of three notches above the BCA for the bank's deposit and senior unsecured ratings, reflecting very low loss-given-failure. For junior senior securities (NPS) issued by Sparebanken More, our LGF analysis indicates a moderate loss level, positioning the rating at the same level as its BCA (baa1). For junior securities issued by SpareBank 1 SR-Bank, our LGF analysis confirms a high level loss-given-failure, given the small volume of debt and limited protection from more subordinated instruments and residual equity.

Moody's believes that there is a low likelihood that the implementation of revisions to the Bank Recovery and Resolution Directive (BRRD2) in Norway will result in a significantly lower level of junior senior issuance by the bank. In particular the agency does not expect the application of the directive's subordination cap (equivalent to 27% of risk weighted assets) to significantly reduce the level of subordination for Norwegian banks currently in receipt of a recapitalisation requirement. This is because the framework includes a number of potential exceptions to the cap, particularly in the case of larger banks, or for those banks where there is an assumption that use of resolution funding would be required to facilitate resolution.

Accordingly, the rating agency expects that Norwegian banks' funding plans will most likely remain substantially unchanged and continue to be driven by the initial implementation of the BRRD rules. However, the ability of authorities to apply such exceptions to a broad range of banks remains untested, and clarity depends on the incorporation of BRRD2 in the EEA agreement, implementation in Norwegian law and finally the setting of individual requirements by the Norwegian FSA (the resolution authority). Should the final implementation of BRRD2 result in lower subordination requirements for SpareBank 1 SR-Bank, and therefore lower volumes of junior senior debt, this could lead to a negative rating action.

Government support considerations

SpareBank 1 SR-Bank has a sound franchise in the county of Rogaland, south-west Norway, with a 35% market share. The bank has also expanded into neighbouring counties, but its national market share in lending is around 4-5%. As a result of the implementation of the BRRD legal framework in Norway from 1 January 2019, which is aligned with that of the EU, we revised our government support assumption for the bank's senior preferred debt and deposits to low from moderate. This has resulted in no rating uplift from its PRA, positioning the ratings at A1.

For the bank's junior securities, we continue to consider that potential government support is also low with no rating uplift. Junior securities also include additional downward notching from the BCA reflecting coupon suspension risk ahead of a potential failure.

Counterparty Risk Assessment

CR Assessments are opinions of how counterparty obligations are likely to be treated if a bank fails and are distinct from debt and deposit ratings in that they (1) consider only the risk of default rather than the likelihood of default and the expected financial loss suffered in the event of default and (2) apply to counterparty obligations and contractual commitments rather than debt or deposit instruments. The CR Assessment is an opinion of the counterparty risk related to a bank's covered bonds, contractual performance obligations (servicing), derivatives (e.g., swaps), letters of credit, guarantees and liquidity facilities.

SpareBank 1 SR's CR Assessment is positioned at A1(cr)/Prime-1(cr)

SpareBank 1 SR-Bank's CR Assessment is positioned at A1(cr)/Prime-1(cr), three notches above the bank's adjusted BCA of baa1, based on the substantial cushion against default provided to the senior obligations represented by the CRA by subordinated instruments. The main difference with our Advanced LGF approach used to determine instrument ratings is that the CRA captures the probability of default on certain senior obligations, rather than expected loss, therefore we focus purely on subordination and take no account of the volume of the instrument class.

Counterparty Risk Ratings (CRR)

Counterparty Risk Ratings are opinions of the ability of entities to honour the uncollateralized portion of non-debt counterparty financial liabilities (CRR liabilities) and also reflect the expected financial losses in the event such liabilities are not honoured. CRR liabilities typically relate to transactions with unrelated parties. Examples of CRR liabilities include the uncollateralized portion of payables arising from derivatives transactions and the uncollateralized portion of liabilities under sale and repurchase agreements. CRRs are not applicable to funding commitments or other obligations associated with covered bonds, letters of credit, guarantees, servicer and trustee obligations, and other similar obligations that arise from a bank performing its essential operating functions.

SpareBank 1 SR-Bank's CRR is positioned at A1/Prime-1

The CRR is positioned three notches above the adjusted BCA of baa1, reflecting the extremely low loss given failure from the high volume of instruments that are subordinated to CRR liabilities.

Foreign currency debt rating

SpareBank 1 SR-Bank's foreign-currency debt rating of A1 is unconstrained given that Norway has a country ceiling of Aaa.

About Moody's bank Scorecard

Our Scorecard is designed to capture, express and explain in summary form our rating committee's judgment. When read in conjunction with our research, a fulsome presentation of our judgment is expressed. As a result, the output of our Scorecard may materially differ from that suggested by raw data alone (though it has been calibrated to avoid the frequent need for strong divergence). The Scorecard output and the individual scores are discussed in rating committees and may be adjusted up or down to reflect conditions specific to each rated entity.

Rating methodology and scorecard factors

Exhibit 6

SpareBank 1 SR-Bank ASA

Macro Factors							
Weighted Macro Profile		Very Strong -	100%				
Factor	Historic Ratio	Initial Score	Expected Trend	Assigned Score	Key driver #1	Key driver #2	
Solvency							
Asset Risk							
Problem Loans / Gross Loans	1.3%	aa2	↔	baa1	Geographical concentration	Sector concentration	
Capital							
Tangible Common Equity / Risk Weighted Assets (Basel III - transitional phase-in)	19.4%	aa1	↔	aa1	Risk-weighted capitalisation		
Profitability							
Net Income / Tangible Assets	0.4%	baa3	↔	baa3	Expected trend		
Combined Solvency Score		aa3		a2			
Liquidity							
Funding Structure							
Market Funds / Tangible Banking Assets	36.1%	ba2	↔	ba1	Market funding quality		
Liquid Resources							
Liquid Banking Assets / Tangible Banking Assets	11.7%	baa3	↔	baa3	Stock of liquid assets		
Combined Liquidity Score		ba1		ba1			
Financial Profile				baa1			
Qualitative Adjustments				Adjustment			
Business Diversification				0			
Opacity and Complexity				0			
Corporate Behavior				0			
Total Qualitative Adjustments				0			
Sovereign or Affiliate constraint				Aaa			
BCA Scorecard-indicated Outcome - Range				a3 - baa2			
Assigned BCA				baa1			
Affiliate Support notching				0			
Adjusted BCA				baa1			
Balance Sheet		in-scope (NOK Million)	% in-scope	at-failure (NOK Million)	% at-failure		
Other liabilities		111,508	39.3%	123,059	43.4%		
Deposits		113,248	40.0%	101,697	35.9%		
Preferred deposits		83,804	29.6%	79,613	28.1%		
Junior deposits		29,444	10.4%	22,083	7.8%		
Senior unsecured bank debt		46,145	16.3%	46,145	16.3%		
Dated subordinated bank debt		2,179	0.8%	2,179	0.8%		
Preference shares (bank)		1,850	0.7%	1,850	0.7%		
Equity		8,503	3.0%	8,503	3.0%		
Total Tangible Banking Assets		283,433	100.0%	283,433	100.0%		

Debt Class	De Jure waterfall		De Facto waterfall		Notching		LGF Notching Guidance vs. Adjusted BCA	Assigned LGF notching	Additional Notching	Preliminary Rating Assessment
	Instrument volume + subordination	Sub-ordination	Instrument volume + subordination	Sub-ordination	De Jure	De Facto				
Counterparty Risk Rating	28.5%	28.5%	28.5%	28.5%	3	3	3	3	0	a1
Counterparty Risk Assessment	28.5%	28.5%	28.5%	28.5%	3	3	3	3	0	a1 (cr)
Deposits	28.5%	4.4%	28.5%	20.7%	2	3	2	3	0	a1
Senior unsecured bank debt	28.5%	4.4%	20.7%	4.4%	2	2	2	3	0	a1
Junior senior unsecured bank debt	4.4%	4.4%	4.4%	4.4%	-1	-1	-1	0	0	baa1
Dated subordinated bank debt	4.4%	3.7%	4.4%	3.7%	-1	-1	-1	-1	0	baa2
Junior subordinated bank debt	3.7%	3.7%	3.7%	3.7%	-1	-1	-1	-1	-1	baa3

Instrument Class	Loss Given Failure notching	Additional notching	Preliminary Rating Assessment	Government Support notching	Local Currency Rating	Foreign Currency Rating
Counterparty Risk Assessment	3	0	a1 (cr)	0	A1(cr)	
Deposits	3	0	a1	0	A1	A1
Senior unsecured bank debt	3	0	a1	0	A1	A1
Junior senior unsecured bank debt	0	0	baa1	0	Baa1	
Dated subordinated bank debt	-1	0	baa2	0		Baa2 (hyb)
Junior subordinated bank debt	-1	-1	baa3	0		(P)Baa3

[1] Where dashes are shown for a particular factor (or sub-factor), the score is based on non-public information.

Source: Moody's Investors Service

Ratings

Exhibit 7

Category	Moody's Rating
SPAREBANK 1 SR-BANK ASA	
Outlook	Stable
Counterparty Risk Rating	A1/P-1
Bank Deposits	A1/P-1
Baseline Credit Assessment	baa1
Adjusted Baseline Credit Assessment	baa1
Counterparty Risk Assessment	A1(cr)/P-1(cr)
Issuer Rating	A1
Senior Unsecured	A1
Junior Senior Unsecured -Dom Curr	Baa1
Subordinate	Baa2 (hyb)
Jr Subordinate MTN	(P)Baa3

Source: Moody's Investors Service

© 2021 Moody's Corporation, Moody's Investors Service, Inc., Moody's Analytics, Inc. and/or their licensors and affiliates (collectively, "MOODY'S"). All rights reserved.

CREDIT RATINGS ISSUED BY MOODY'S CREDIT RATINGS AFFILIATES ARE THEIR CURRENT OPINIONS OF THE RELATIVE FUTURE CREDIT RISK OF ENTITIES, CREDIT COMMITMENTS, OR DEBT OR DEBT-LIKE SECURITIES, AND MATERIALS, PRODUCTS, SERVICES AND INFORMATION PUBLISHED BY MOODY'S (COLLECTIVELY, "PUBLICATIONS") MAY INCLUDE SUCH CURRENT OPINIONS. MOODY'S DEFINES CREDIT RISK AS THE RISK THAT AN ENTITY MAY NOT MEET ITS CONTRACTUAL FINANCIAL OBLIGATIONS AS THEY COME DUE AND ANY ESTIMATED FINANCIAL LOSS IN THE EVENT OF DEFAULT OR IMPAIRMENT. SEE APPLICABLE MOODY'S RATING SYMBOLS AND DEFINITIONS PUBLISHED FOR INFORMATION ON THE TYPES OF CONTRACTUAL FINANCIAL OBLIGATIONS ADDRESSED BY MOODY'S CREDIT RATINGS. CREDIT RATINGS DO NOT ADDRESS ANY OTHER RISK, INCLUDING BUT NOT LIMITED TO: LIQUIDITY RISK, MARKET VALUE RISK, OR PRICE VOLATILITY. CREDIT RATINGS, NON-CREDIT ASSESSMENTS ("ASSESSMENTS"), AND OTHER OPINIONS INCLUDED IN MOODY'S PUBLICATIONS ARE NOT STATEMENTS OF CURRENT OR HISTORICAL FACT. MOODY'S PUBLICATIONS MAY ALSO INCLUDE QUANTITATIVE MODEL-BASED ESTIMATES OF CREDIT RISK AND RELATED OPINIONS OR COMMENTARY PUBLISHED BY MOODY'S ANALYTICS, INC. AND/OR ITS AFFILIATES. MOODY'S CREDIT RATINGS, ASSESSMENTS, OTHER OPINIONS AND PUBLICATIONS DO NOT CONSTITUTE OR PROVIDE INVESTMENT OR FINANCIAL ADVICE, AND MOODY'S CREDIT RATINGS, ASSESSMENTS, OTHER OPINIONS AND PUBLICATIONS ARE NOT AND DO NOT PROVIDE RECOMMENDATIONS TO PURCHASE, SELL, OR HOLD PARTICULAR SECURITIES. MOODY'S CREDIT RATINGS, ASSESSMENTS, OTHER OPINIONS AND PUBLICATIONS DO NOT COMMENT ON THE SUITABILITY OF AN INVESTMENT FOR ANY PARTICULAR INVESTOR. MOODY'S ISSUES ITS CREDIT RATINGS, ASSESSMENTS AND OTHER OPINIONS AND PUBLISHES ITS PUBLICATIONS WITH THE EXPECTATION AND UNDERSTANDING THAT EACH INVESTOR WILL, WITH DUE CARE, MAKE ITS OWN STUDY AND EVALUATION OF EACH SECURITY THAT IS UNDER CONSIDERATION FOR PURCHASE, HOLDING, OR SALE.

MOODY'S CREDIT RATINGS, ASSESSMENTS, OTHER OPINIONS, AND PUBLICATIONS ARE NOT INTENDED FOR USE BY RETAIL INVESTORS AND IT WOULD BE RECKLESS AND INAPPROPRIATE FOR RETAIL INVESTORS TO USE MOODY'S CREDIT RATINGS, ASSESSMENTS, OTHER OPINIONS OR PUBLICATIONS WHEN MAKING AN INVESTMENT DECISION. IF IN DOUBT YOU SHOULD CONTACT YOUR FINANCIAL OR OTHER PROFESSIONAL ADVISER.

ALL INFORMATION CONTAINED HEREIN IS PROTECTED BY LAW, INCLUDING BUT NOT LIMITED TO, COPYRIGHT LAW, AND NONE OF SUCH INFORMATION MAY BE COPIED OR OTHERWISE REPRODUCED, REPACKAGED, FURTHER TRANSMITTED, TRANSFERRED, DISSEMINATED, REDISTRIBUTED OR RESOLD, OR STORED FOR SUBSEQUENT USE FOR ANY SUCH PURPOSE, IN WHOLE OR IN PART, IN ANY FORM OR MANNER OR BY ANY MEANS WHATSOEVER, BY ANY PERSON WITHOUT MOODY'S PRIOR WRITTEN CONSENT.

MOODY'S CREDIT RATINGS, ASSESSMENTS, OTHER OPINIONS AND PUBLICATIONS ARE NOT INTENDED FOR USE BY ANY PERSON AS A BENCHMARK AS THAT TERM IS DEFINED FOR REGULATORY PURPOSES AND MUST NOT BE USED IN ANY WAY THAT COULD RESULT IN THEM BEING CONSIDERED A BENCHMARK.

All information contained herein is obtained by MOODY'S from sources believed by it to be accurate and reliable. Because of the possibility of human or mechanical error as well as other factors, however, all information contained herein is provided "AS IS" without warranty of any kind. MOODY'S adopts all necessary measures so that the information it uses in assigning a credit rating is of sufficient quality and from sources MOODY'S considers to be reliable including, when appropriate, independent third-party sources. However, MOODY'S is not an auditor and cannot in every instance independently verify or validate information received in the rating process or in preparing its Publications.

To the extent permitted by law, MOODY'S and its directors, officers, employees, agents, representatives, licensors and suppliers disclaim liability to any person or entity for any indirect, special, consequential, or incidental losses or damages whatsoever arising from or in connection with the information contained herein or the use of or inability to use any such information, even if MOODY'S or any of its directors, officers, employees, agents, representatives, licensors or suppliers is advised in advance of the possibility of such losses or damages, including but not limited to: (a) any loss of present or prospective profits or (b) any loss or damage arising where the relevant financial instrument is not the subject of a particular credit rating assigned by MOODY'S.

To the extent permitted by law, MOODY'S and its directors, officers, employees, agents, representatives, licensors and suppliers disclaim liability for any direct or compensatory losses or damages caused to any person or entity, including but not limited to by any negligence (but excluding fraud, willful misconduct or any other type of liability that, for the avoidance of doubt, by law cannot be excluded) on the part of, or any contingency within or beyond the control of, MOODY'S or any of its directors, officers, employees, agents, representatives, licensors or suppliers, arising from or in connection with the information contained herein or the use of or inability to use any such information.

NO WARRANTY, EXPRESS OR IMPLIED, AS TO THE ACCURACY, TIMELINESS, COMPLETENESS, MERCHANTABILITY OR FITNESS FOR ANY PARTICULAR PURPOSE OF ANY CREDIT RATING, ASSESSMENT, OTHER OPINION OR INFORMATION IS GIVEN OR MADE BY MOODY'S IN ANY FORM OR MANNER WHATSOEVER.

Moody's Investors Service, Inc., a wholly-owned credit rating agency subsidiary of Moody's Corporation ("MCO"), hereby discloses that most issuers of debt securities (including corporate and municipal bonds, debentures, notes and commercial paper) and preferred stock rated by Moody's Investors Service, Inc. have, prior to assignment of any credit rating, agreed to pay to Moody's Investors Service, Inc. for credit ratings opinions and services rendered by it fees ranging from \$1,000 to approximately \$5,000,000. MCO and Moody's Investors Service also maintain policies and procedures to address the independence of Moody's Investors Service credit ratings and credit rating processes. Information regarding certain affiliations that may exist between directors of MCO and rated entities, and between entities who hold credit ratings from Moody's Investors Service and have also publicly reported to the SEC an ownership interest in MCO of more than 5%, is posted annually at www.moodys.com under the heading "Investor Relations — Corporate Governance — Director and Shareholder Affiliation Policy."

Additional terms for Australia only: Any publication into Australia of this document is pursuant to the Australian Financial Services License of MOODY'S affiliate, Moody's Investors Service Pty Limited ABN 61 003 399 657AFSL 336969 and/or Moody's Analytics Australia Pty Ltd ABN 94 105 136 972 AFSL 383569 (as applicable). This document is intended to be provided only to "wholesale clients" within the meaning of section 761G of the Corporations Act 2001. By continuing to access this document from within Australia, you represent to MOODY'S that you are, or are accessing the document as a representative of, a "wholesale client" and that neither you nor the entity you represent will directly or indirectly disseminate this document or its contents to "retail clients" within the meaning of section 761G of the Corporations Act 2001. MOODY'S credit rating is an opinion as to the creditworthiness of a debt obligation of the issuer, not on the equity securities of the issuer or any form of security that is available to retail investors.

Additional terms for Japan only: Moody's Japan K.K. ("MJJK") is a wholly-owned credit rating agency subsidiary of Moody's Group Japan G.K., which is wholly-owned by Moody's Overseas Holdings Inc., a wholly-owned subsidiary of MCO. Moody's SF Japan K.K. ("MSFJ") is a wholly-owned credit rating agency subsidiary of MJJK. MSFJ is not a Nationally Recognized Statistical Rating Organization ("NRSRO"). Therefore, credit ratings assigned by MSFJ are Non-NRSRO Credit Ratings. Non-NRSRO Credit Ratings are assigned by an entity that is not a NRSRO and, consequently, the rated obligation will not qualify for certain types of treatment under U.S. laws. MJJK and MSFJ are credit rating agencies registered with the Japan Financial Services Agency and their registration numbers are FSA Commissioner (Ratings) No. 2 and 3 respectively.

MJJK or MSFJ (as applicable) hereby disclose that most issuers of debt securities (including corporate and municipal bonds, debentures, notes and commercial paper) and preferred stock rated by MJJK or MSFJ (as applicable) have, prior to assignment of any credit rating, agreed to pay to MJJK or MSFJ (as applicable) for credit ratings opinions and services rendered by it fees ranging from JPY125,000 to approximately JPY550,000,000.

MJJK and MSFJ also maintain policies and procedures to address Japanese regulatory requirements.

CLIENT SERVICES

Americas	1-212-553-1653
Asia Pacific	852-3551-3077
Japan	81-3-5408-4100
EMEA	44-20-7772-5454